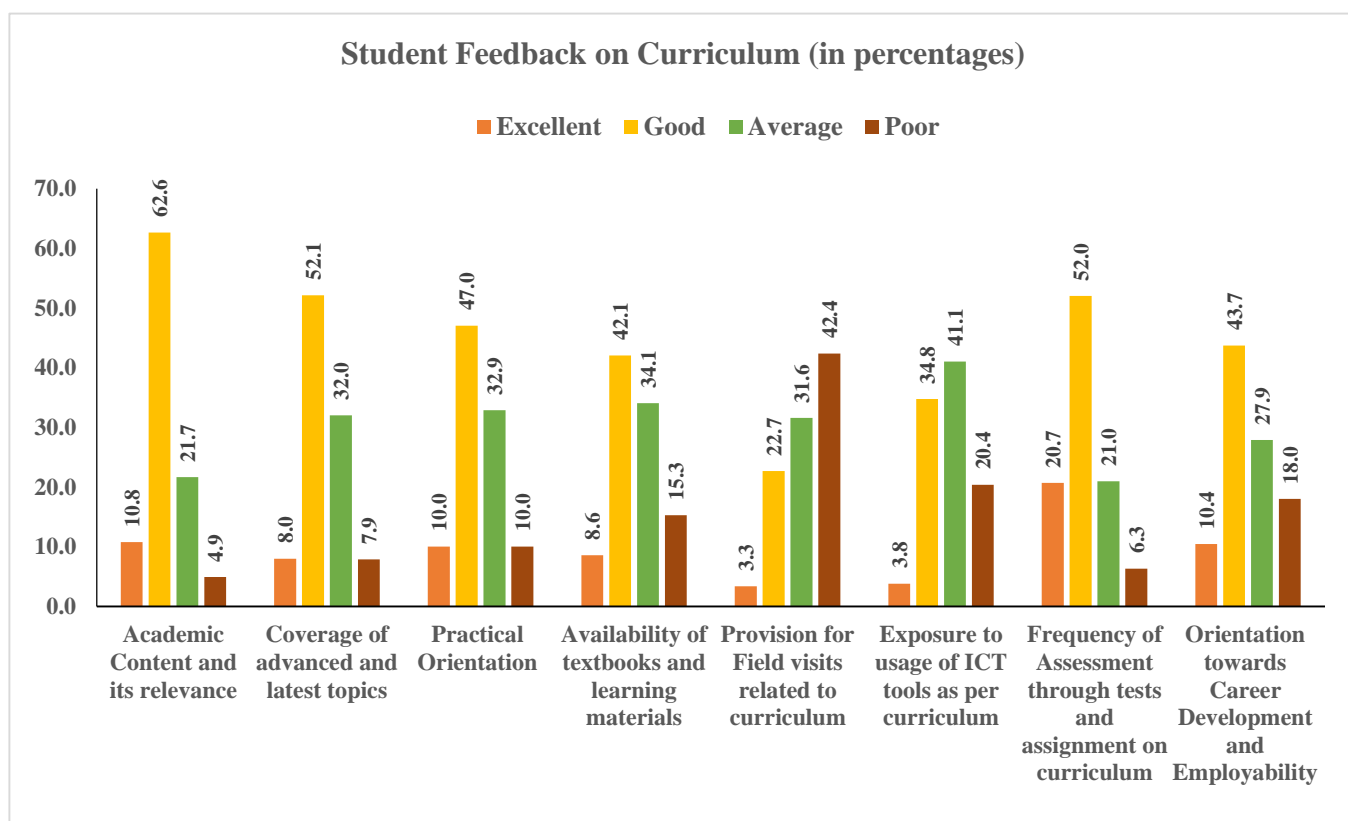


## ANALYSIS OF STUDENT FEEDBACK ON CURRICULUM - 2020

There are eight aspects pertaining to syllabus on which feedback from around 689 students through google forms was obtained. The analysis is provided below

| SI No. | Aspects  | Excellent     | Good          | Average       | Poor          | Total |
|--------|--|---------------|---------------|---------------|---------------|-------|
| 1      | Academic Content and its relevance                                 | 74<br>(10.8)  | 431<br>(62.6) | 149<br>(21.7) | 34<br>(4.9)   | 688   |
| 2      | Coverage of advanced and latest topics                             | 55<br>(8.0)   | 358<br>(52.1) | 220<br>(32.0) | 54<br>(7.9)   | 687   |
| 3      | Practical Orientation  | 69<br>(10.0)  | 323<br>(47.0) | 226<br>(32.9) | 69<br>(10.0)  | 687   |
| 4      | Availability of textbooks and learning materials                   | 59<br>(8.6)   | 289<br>(42.1) | 234<br>(34.1) | 105<br>(15.3) | 687   |
| 5      | Provision for Field visits related to curriculum                   | 23<br>(3.3)   | 156<br>(22.7) | 217<br>(31.6) | 291<br>(42.4) | 687   |
| 6      | Exposure to usage of ICT tools as per curriculum                   | 26<br>(3.8)   | 237<br>(34.8) | 280<br>(41.1) | 139<br>(20.4) | 682   |
| 7      | Frequency of Assessment through tests and assignment on curriculum | 134<br>(20.7) | 337<br>(52.0) | 136<br>(21.0) | 41<br>(6.3)   | 648   |
| 8      | Orientation towards Career Development and Employability           | 72<br>(10.4)  | 301<br>(43.7) | 192<br>(27.9) | 124<br>(18.0) | 689   |

Note: Values in the parentheses are percentages to respective totals



### **1) Academic Content and its relevance**

With regard to the academic content and its relevance, 688 students have responded. Out of which 62.6 percent of the students opined that it is good. It is followed by 21.7 percent stating as average and 10.8 percent saying as excellent. Rest 4.9 percent of the students are of opinion that the academic content and its relevance is poor.

### **2) Coverage of advanced and latest topics**

On aspect of the coverage of advanced and latest topics, 687 students have responded. Out of which 52.1 percent of the students expressed that it is good. Further 32 percent stated it as average and 8 said it as excellent. The remaining 7.9 percent of the students opined that the coverage of advanced and latest topics is poor.

### **3) Practical Orientation**

687 students expressed their views on practical orientation of the syllabus. Around 47 percent said it is good. 32.9 percent of them stated that it is average. Further 10 percent of them expressed that it is excellent and the remaining 10 percent opined that the practical orientation is poor.

### **4) Availability of textbooks and learning materials**

With respect to the availability of textbooks and learning materials, around 687 students have responded. Among those, 42.1 percent said it is good. 34.1 percent of them stated it as average. Further 15.3 percent of them opined that it is poor. Only 8.6 percent of students expressed that the availability of textbooks and learning materials is excellent.

### **5) Provision for Field visits related to curriculum**

With regard to the provision of field visits related to curriculum, 687 student responses were received. Out of which majority of 42.4 percent expressed that it is poor. 31.6 percent of them said as average. Further 22.3 percent of them stated it as good. Only 3.3 percent of the students opined that the provision for field visits related to curriculum is excellent.

### **6) Exposure to usage of ICT tools as per curriculum**


On aspect of exposure of curriculum to the usage of ICT tools, nearly 682 student responses were received. 41.1 percent expressed that it is average. It is followed by 34.8 percent stating it as good. Further 24.8 percent of them stated it is poor and only 3.8 percent of the students opined that the exposure of curriculum to the usage of ICT tools is excellent.

**7) Frequency of Assessment through tests and assignment on curriculum**

With regard to the frequency of assessment through tests and assignment on curriculum, around 648 student responses were received. Out of which around 52 percent of them stated it as good. 21 percent of them said it is average. Further 20.7 percent of students expressed it is excellent and the remaining 6.3 percent of them said it is poor.

**8) Orientation towards Career Development and Employability**

On aspect of the syllabus orientation towards career development and employability, 689 student responses were received. 43.7 percent of them expressed that it is good. 27.9 percent said it is average. 18 percent of them said it is poor and the remaining 10.4 percent of the students opined that the syllabus orientation towards career development and employability is excellent.

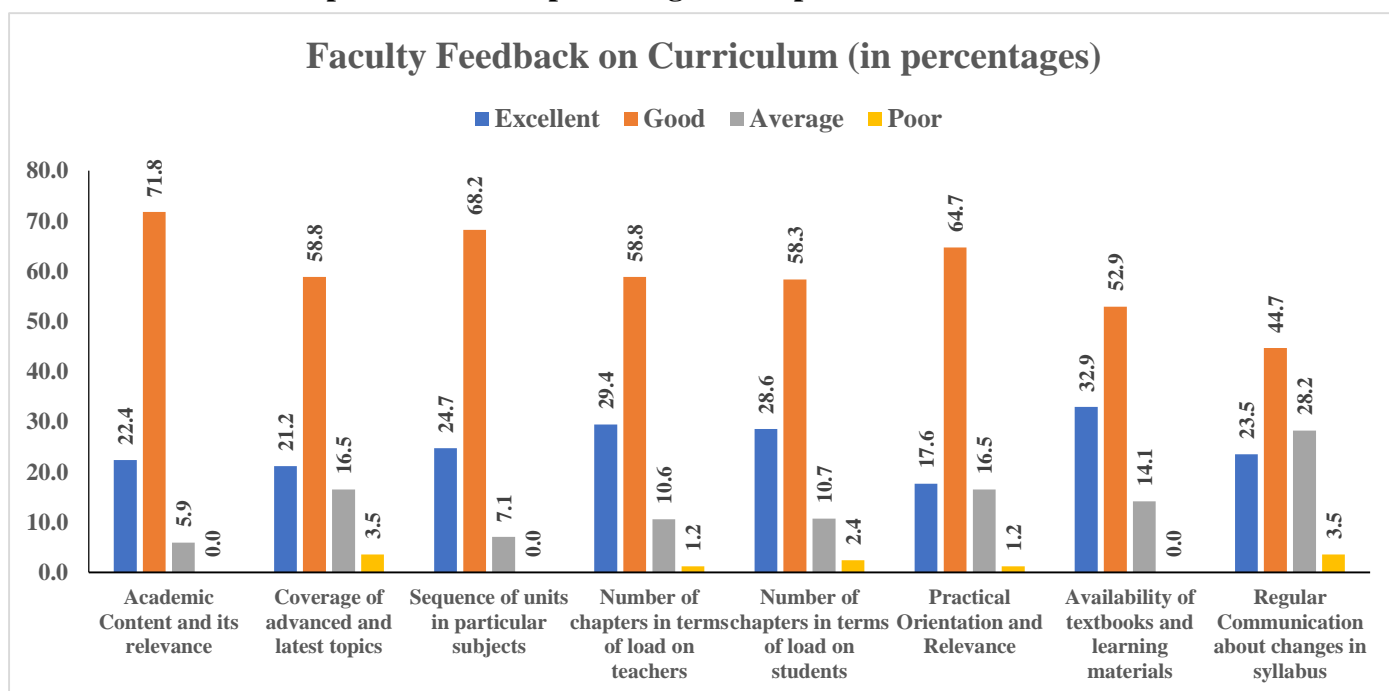
  
Principal  
M.E.S. College of Arts, Commerce & Science  
Malleswaram, Bangalore-560 003.

## ANALYSIS OF FACULTY FEEDBACK ON CURRICULUM - 2020

There are eight aspects pertaining to syllabus on which feedback from 85 faculty members through google forms was received. The analysis is provided below

| SI No. | Particulars                                      | Excellent    | Good         | Average      | Poor       | Total |
|--------|--|--------------|--------------|--------------|------------|-------|
| 1      | Academic Content and its relevance               | 19<br>(22.4) | 61<br>(71.8) | 5<br>(5.9)   | 0<br>(0.0) | 85    |
| 2      | Coverage of advanced and latest topics           | 18<br>(21.2) | 50<br>(58.8) | 14<br>(16.5) | 3<br>(3.5) | 85    |
| 3      | Sequence of units in particular subjects         | 21<br>(24.7) | 58<br>(68.2) | 6<br>(7.1)   | 0<br>(0.0) | 85    |
| 4      | Number of chapters in terms of load on teachers  | 25<br>(29.4) | 50<br>(58.8) | 9<br>(10.6)  | 1<br>(1.2) | 85    |
| 5      | Number of chapters in terms of load on students  | 24<br>(28.6) | 49<br>(58.3) | 9<br>(10.7)  | 2<br>(2.4) | 84    |
| 6      | Practical Orientation and Relevance              | 15<br>(17.6) | 55<br>(64.7) | 14<br>(16.5) | 1<br>(1.2) | 85    |
| 7      | Availability of textbooks and learning materials | 28<br>(32.9) | 45<br>(52.9) | 12<br>(14.1) | 0<br>(0.0) | 85    |
| 8      | Regular Communication about changes in syllabus  | 20<br>(23.5) | 38<br>(44.7) | 24<br>(28.2) | 3<br>(3.5) | 85    |

Note: Values in the parentheses are percentages to respective totals



### 1) Academic Content and its relevance

With regard to the academic content and its relevance, 71.8 percent of the faculty members expressed that it is good. Further 22.4 percent of them said it is excellent and the remaining 5.9 percent of them stated it is average.

**2) Coverage of advanced and latest topics**

On aspect of the coverage of advanced and latest topics, 58.8 percent of them said it is good, followed by 21.2 percent stating it is excellent. Further 16.5 percent conveyed it is average and the rest 3.5 percent said it is poor.

**3) Sequence of units in particular subjects**

With respect to sequence of units in particular subjects, 68.2 percent conveyed that it is good. 24.7 percent of them said it is excellent and the rest 7.1 percent stated it is average.

**4) Number of chapters in terms of load on teachers**

With regard to the chapter load on teachers, 58.8 percent of them expressed it is good, followed by 29.4 percent conveying as excellent. Further 10.6 percent said it is average and the rest 1.2 percent said it is poor.

**5) Number of chapters in terms of load on students**

With regard to the chapter load on students, 58.3 percent of faculty members opined that it is good, which is followed by 28.6 percent stating excellent. Further out of the rest, 10.7 percent said it is average and 2.4 percent expressed it as poor.

**6) Practical Orientation and Relevance**

On aspect of practical orientation and relevance of syllabus, 64.7 percent of them expressed as good. 17.6 percent said excellent. Further 16.5 percent of them stated it as average. Only 1.2 percent said it is poor.

**7) Availability of textbooks and learning materials**

With regard to the availability of textbooks and learning materials, 52.9 percent of them expressed as good, followed by 32.9 percent of them in excellent category. The remaining 14.1 percent conveyed that it is average.

**8) Regular Communication about changes in syllabus**

Lastly on aspect of regular communication about changes in syllabus, 44.7 percent of faculty members expressed as good. Further 28.2 percent of them viewed as average. 23.5 percent of them opined that it is excellent and the rest 3.5 percent are of opinion that it is poor.



Principal  
M.E.S. College of Arts, Commerce & Science  
Malleswaram, Bangalore-560 003.

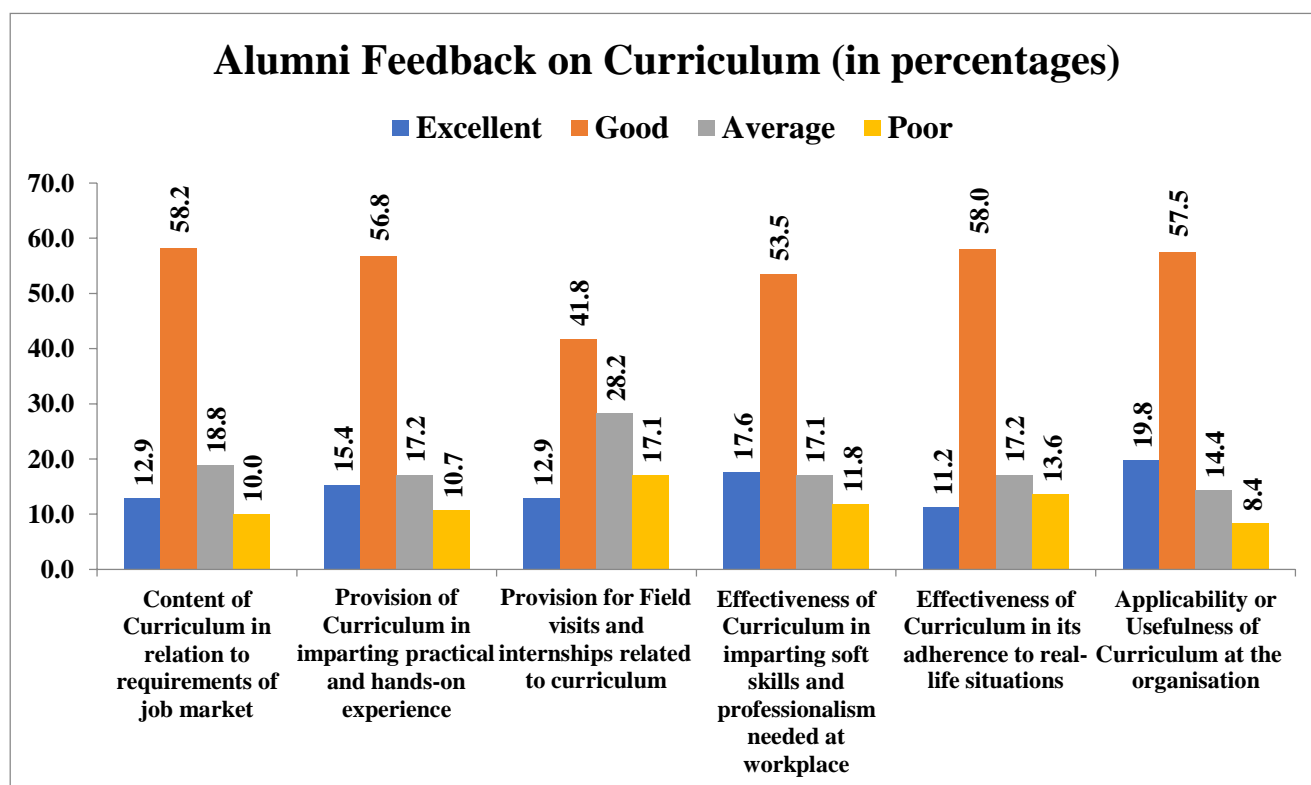


## ANALYSIS OF ALUMNI FEEDBACK ON CURRICULUM – 2020

There are six aspects pertaining to syllabus on which feedback from 170 alumni through google forms is received. The analysis is provided below

| SI No. | Aspects  | Excellent    | Good         | Average      | Poor         | TOTAL |
|--------|--|--------------|--------------|--------------|--------------|-------|
| 1      | Content of Curriculum in relation to requirements of job market                              | 22<br>(12.9) | 99<br>(58.2) | 32<br>(18.8) | 17<br>(10.0) | 170   |
| 2      | Provision of Curriculum in imparting practical and hands-on experience                       | 26<br>(15.4) | 96<br>(56.8) | 29<br>(17.2) | 18<br>(10.7) | 169   |
| 3      | Provision for Field visits and internships related to curriculum                             | 22<br>(12.9) | 71<br>(41.8) | 48<br>(28.2) | 29<br>(17.1) | 170   |
| 4      | Effectiveness of Curriculum in imparting soft skills and professionalism needed at workplace | 30<br>(17.6) | 91<br>(53.5) | 29<br>(17.1) | 20<br>(11.8) | 170   |
| 5      | Effectiveness of Curriculum in its adherence to real-life situations                         | 19<br>(11.2) | 98<br>(58.0) | 29<br>(17.2) | 23<br>(13.6) | 169   |
| 6      | Applicability or Usefulness of Curriculum at the organisation                                | 33<br>(19.8) | 96<br>(57.5) | 24<br>(14.4) | 14<br>(8.4)  | 167   |

Note: Values in the parentheses are percentages to respective totals



**1) Content of Curriculum in relation to requirements of job market**

On this aspect, 58.2 percent of the alumni have said it is good, followed by 18.8 percent stating as average. 12.9 percent of them have expressed it as excellent and the remaining 10 percent have said as poor.

**2) Provision of Curriculum in imparting practical and hands-on experience**

With regard to this aspect, around 56.8 percent of alumni have conveyed that it is good. 17.2 percent of them have said average. Further 15.4 percent of them have expressed it as excellent and the rest 10.7 per cent have stated as poor.

**3) Provision for Field visits and internships related to curriculum**

On this aspect, nearly 41.8 per cent of the alumni expressed that it is good, followed by 28.2 per cent stating as average and 17.1 per cent as poor. The remaining 12.9 per cent have conveyed that it is excellent.

**4) Effectiveness of Curriculum in imparting soft skills and professionalism needed at workplace**

With regard to this aspect, 53.5 percent of the alumni have said it is good, followed by 17.6 percent stating as excellent. Further 17.1 percent of them have expressed it as average and the remaining 11.8 percent have said it is poor.

**5) Effectiveness of Curriculum in its adherence to real-life situations**

On this aspect, around 58 percent of alumni have conveyed that it is good. 17.2 percent of them have expressed it as average. Further 13.6 percent of them have stated it as poor and the rest 11.2 per cent have stated as excellent.

**6) Applicability or Usefulness of Curriculum at the organisation**

On this last aspect pertaining to syllabus, around 57.5 per cent of the alumni have opined that it is good, which is followed by 19.8 percent expressing as excellent and 14.4 percent finding it average. The rest 8.4 percent are of opinion that it is poor.

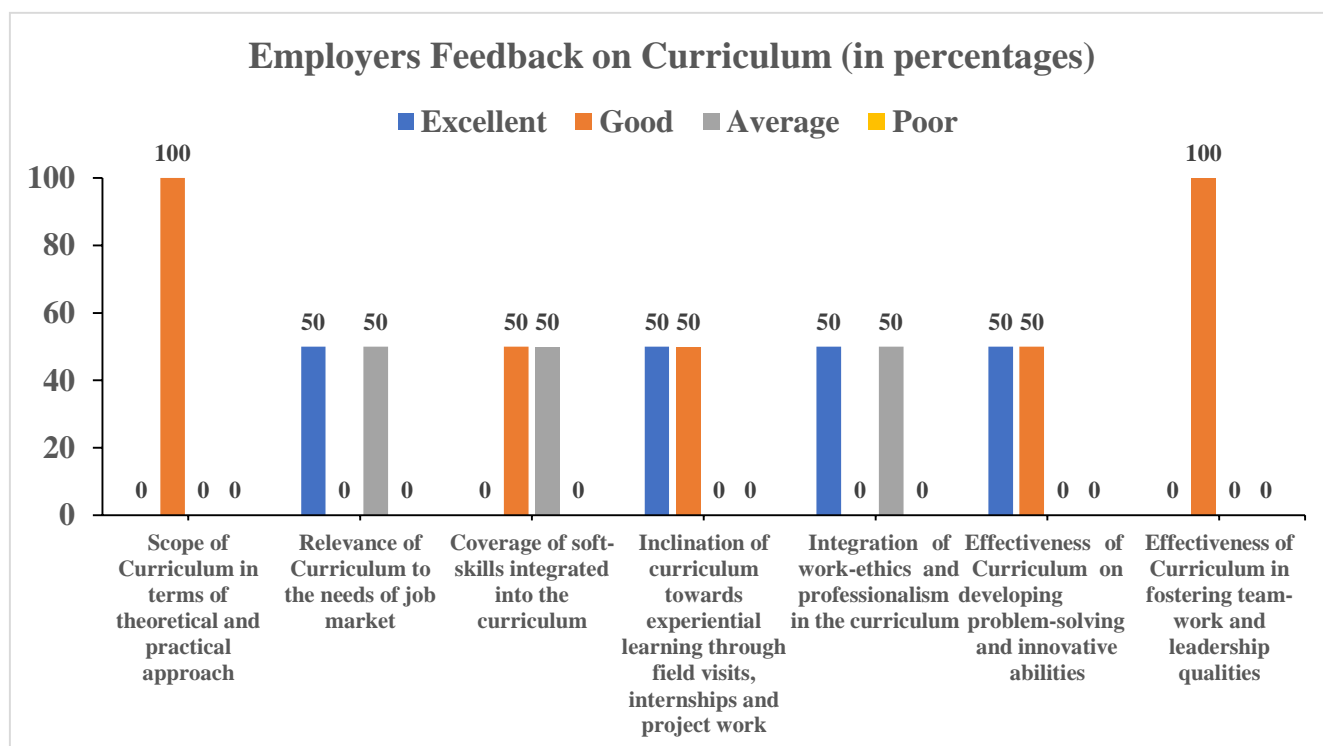
  
Principal  
M.E.S. College of Arts, Commerce & Science  
Malleswaram, Bangalore-560 003.

## ANALYSIS OF EMPLOYERS FEEDBACK ON CURRICULUM – 2020

There are seven aspects pertaining to syllabus on which feedback from employers through google forms was received. Only two employers had responded and the analysis is provided below

| SI No. | Aspects  | Excellent | Good       | Average   | Poor     | Total |
|--------|--|-----------|------------|-----------|----------|-------|
| 1      | Scope of Curriculum in terms of theoretical and practical approach   | 0<br>(0)  | 2<br>(100) | 0<br>(0)  | 0<br>(0) | 2     |
| 2      | Relevance of Curriculum to the needs of job market   | 1<br>(50) | 0<br>(0)   | 1<br>(50) | 0<br>(0) | 2     |
| 3      | Coverage of soft-skills integrated into the curriculum   | 0<br>(0)  | 1<br>(50)  | 1<br>(50) | 0<br>(0) | 2     |
| 4      | Inclination of curriculum towards experiential learning through field visits, internships and project work | 1<br>(50) | 1<br>(50)  | 0<br>(0)  | 0<br>(0) | 2     |
| 5      | Integration of work-ethics and professionalism in the curriculum   | 1<br>(50) | 0<br>(0)   | 1<br>(50) | 0<br>(0) | 2     |
| 6      | Effectiveness of Curriculum on developing problem-solving and innovative abilities                         | 1<br>(50) | 1<br>(50)  | 0<br>(0)  | 0<br>(0) | 2     |
| 7      | Effectiveness of Curriculum in fostering team-work and leadership qualities                                | 0<br>(0)  | 1<br>(100) | 0<br>(0)  | 0<br>(0) | 1     |

**Note: Values in the parentheses are percentages to respective totals**





**1) Scope of Curriculum in terms of theoretical and practical approach**

100 percent of employer respondents opined that the scope of curriculum in terms of theoretical and practical approach is good.

**2) Relevance of Curriculum to the needs of job market**

With regard to the above aspect, 50 percent of the employer respondents stated as excellent and the other 50 per cent of them opined it as average.

**3) Coverage of soft-skills integrated into the curriculum**

On the above aspect, 50 percent of the employer respondents expressed as good and the rest 50 per cent of them stated as average.

**4) Inclination of curriculum towards experiential learning through field visits, internships and project work**

With regard to the above aspect, 50 percent of the employer respondents expressed as excellent and the other 50 per cent of them stated it as good.

**5) Integration of work-ethics and professionalism in the curriculum**


On the above aspect, 50 percent of the employer respondents opined it as excellent and the other 50 per cent of them said it as average.

**6) Effectiveness of Curriculum on developing problem-solving and innovative abilities**

With regard to the above aspect, 50 percent of the employer respondents viewed as excellent and the other 50 per cent of them expressed it as good.

**7) Effectiveness of Curriculum in fostering team-work and leadership qualities**

100 percent of employer respondents conveyed that the effectiveness of curriculum in fostering team-work and leadership qualities is good.



Principal  
M.E.S. College of Arts, Commerce & Science  
Malleswaram, Bangalore-560 003.