

## Criterion II – Teaching–Learning and Evaluation

### Student Satisfaction Survey on Teaching Learning Process

Following are questions for online student satisfaction survey regarding teaching learning process.

1. How much of the syllabus was covered in the class?
  - 4 – 85 to 100%
  - 3 – 70 to 84%
  - 2 – 55 to 69%
  - 1– 30 to 54%
  - 0 –Below 30%
  
2. How well did the teachers prepare for the classes?
  - 4 –Thoroughly
  - 3 – Satisfactorily
  - 2 – Poorly
  - 1 – Indifferently
  - 0 – Won't teach at all
  
3. How well were the teachers able to communicate?
  - 4 – Always effective
  - 3 – Sometimes effective
  - 2 – Just satisfactorily
  - 1– Generally ineffective
  - 0– Very poor communication
  
4. The teacher's approach to teaching can best be described as
  - 4– Excellent
  - 3 – Very good
  - 2 – Good
  - 1 – Fair
  - 0– Poor

5. Fairness of the internal evaluation process by the teachers.
  - 4 – Always fair
  - 3 – Usually fair
  - 2 – Sometimes unfair
  - 1 – Usually unfair
  - 0– Unfair
  
6. Was your performance in assignments discussed with you?
  - 4 – Every time
  - 3 – Usually
  - 2 – Occasionally/Sometimes
  - 1 – Rarely
  - 0– Never
  
7. The institute takes active interest in promoting internship, student exchange, field visit opportunities for students.
  - 4 – Regularly
  - 3 – Often
  - 2 – Sometimes
  - 1 – Rarely
  - 0– Never
  
8. The teaching and mentoring process in your institution facilitates you in cognitive, social and emotional growth.
  - 4 – Significantly
  - 3 – Very well
  - 2 – Moderately
  - 1 – Marginally
  - 0– Not at all
  
9. The institution provides multiple opportunities to learn and grow.
  - 4 – Strongly agree
  - 3 – Agree
  - 2 – Neutral
  - 1 – Disagree
  - 0– Strongly disagree

10. Teachers inform you about your expected competencies, course outcomes and programme outcomes.

- 4 – Every time
- 3 – Usually
- 2 – Occasionally/Sometimes
- 1 – Rarely
- 0 – Never

11. Your mentor does a necessary follow-up with an assigned task to you.

- 4 – Every time
- 3 – Usually
- 2 – Occasionally/Sometimes
- 1 – Rarely
- 0 – I don't have a mentor

12. The teachers illustrate the concepts through examples and applications.

- 4 – Every time
- 3 – Usually
- 2 – Occasionally/Sometimes
- 1 – Rarely
- 0 – Never

13. The teachers identify your strengths and encourage you with providing right level of challenges.

- 4 – Fully
- 3 – Reasonably
- 2 – Partially
- 1 – Slightly
- 0 – Unable to

14. Teachers are able to identify your weaknesses and help you to overcome them.

- 4 – Every time
- 3 – Usually
- 2 – Occasionally/Sometimes
- 1 – Rarely
- 0 – Never

15. The institution makes effort to engage students in the monitoring, review and continuous quality improvement of the teaching learning process.

- 4 – Strongly agree
- 3 – Agree
- 2 – Neutral
- 1 – Disagree
- 0 – Strongly disagree

16. The institute/ teachers use student centric methods, such as experiential learning, participative learning and problem solving methodologies for enhancing learning experiences.

- 4 – To a great extent
- 3 – Moderate
- 2 – Some what
- 1 – Very little
- 0 – Not at all

17. Teachers encourage you to participate in extracurricular activities.

- 4 – Strongly agree
- 3 – Agree
- 2 – Neutral
- 1 – Disagree
- 0 – Strongly disagree

18. Efforts are made by the institute/ teachers to inculcate soft skills, life skills and employability skills to make you ready for the world of work.

- 4 – To a great extent
- 3 – Moderate
- 2 – Some what
- 1 – Very little
- 0 – Not at all

19. What percentage of teachers use ICT tools such as LCD projector, Multimedia, etc. while teaching.

- 4 – Above 90%
- 3 – 70 – 89%
- 2 – 50 – 69%
- 1 – 30 – 49%
- 0 – Below 29%

20. The overall quality of teaching-learning process in your institute is very good.

4 –Strongly agree

3 – Agree

2 – Neutral

1 – Disagree

0 – Strongly disagree

21. Give three observation / suggestions to improve the overall teaching – learning experience in your institution.


a)

b)

c)

# **M E S COLLEGE OF ARTS, COMMERCE AND SCIENCE**

'Vidyasagara' Prof. M P L Sastry Road, 15<sup>th</sup> Cross Malleswaram, Bengaluru 560003



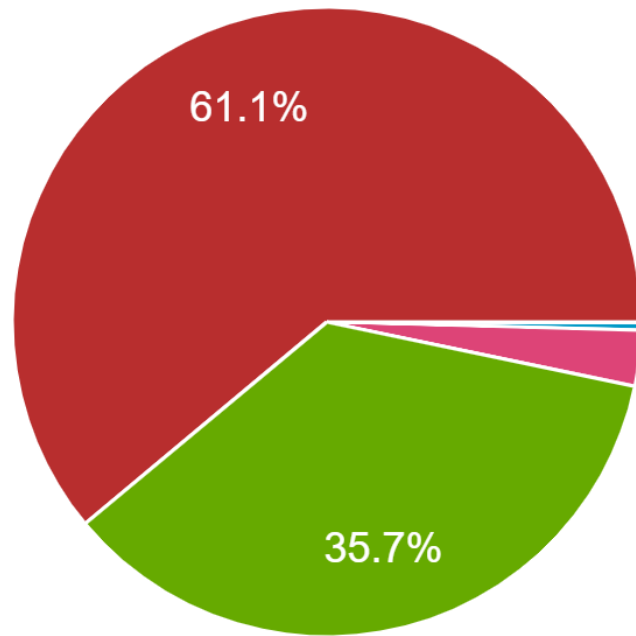
## **STUDENTS SATISFACTION SURVEY 2021 – 2022**

# SSS 2021 - 2022

- The entire SSS 2021 -2022 was conducted using Google forms. There are 20 questions for which students must select the appropriate option and submit the feedback. Sufficient time was given to students to submit the feedback form.
- Total number of students participated in SSS 2021 – 2022 is 244.
- The analysis for the SSS 2020 -2021 is divided into BA, BSc, BCom, MSc and MA streams.

# Class

244 responses

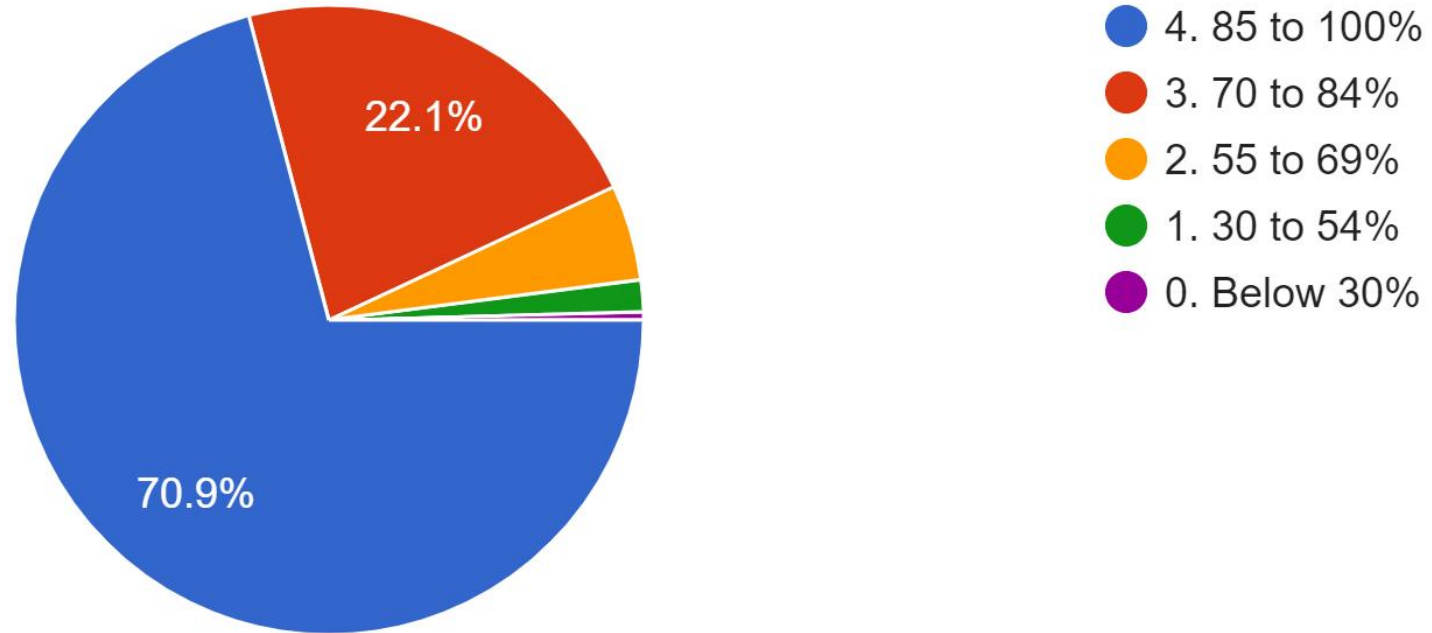


- I BSC
  - II BSC
  - III BSC
  - I BA
  - II BA
  - III BA
  - I BCOM
  - II BCOM
- ▲ 1/2 ▼



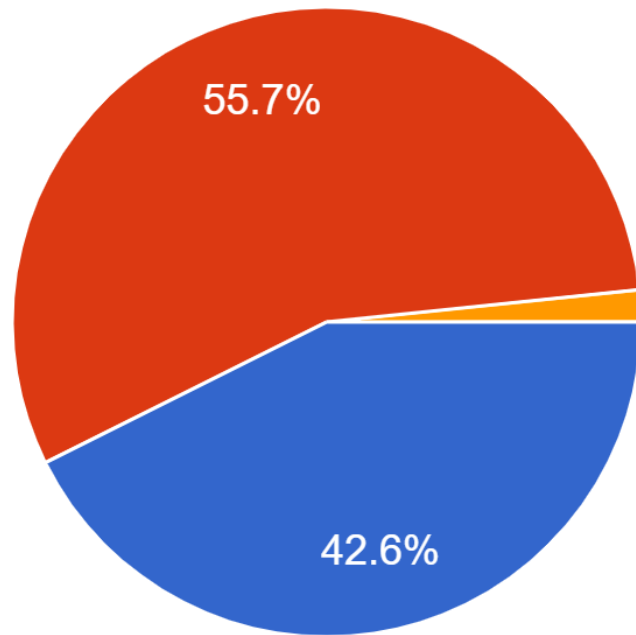
# 1) How much of the syllabus was covered in the class?

244 responses



## 2) How well did the teachers prepare for the classes?

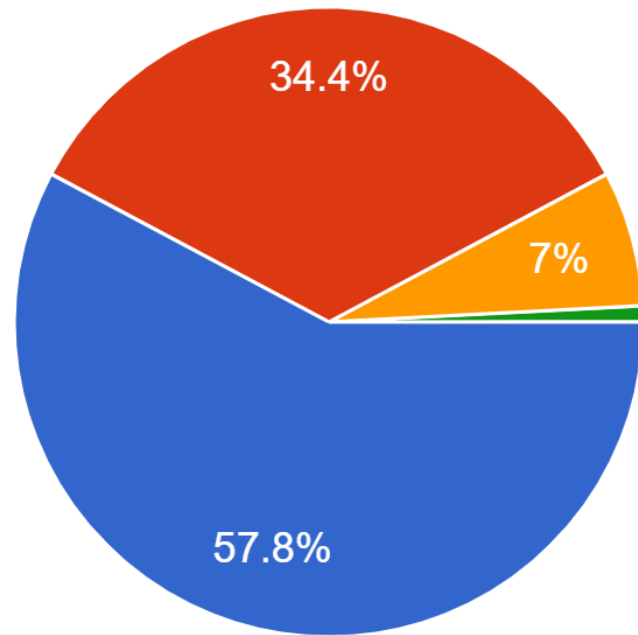
244 responses



- 4. Thoroughly
- 3. Satisfactorily
- 2. Poorly
- 1. Indifferently
- 0. Won't teach at all

### 3) How well were the teachers able to communicate?

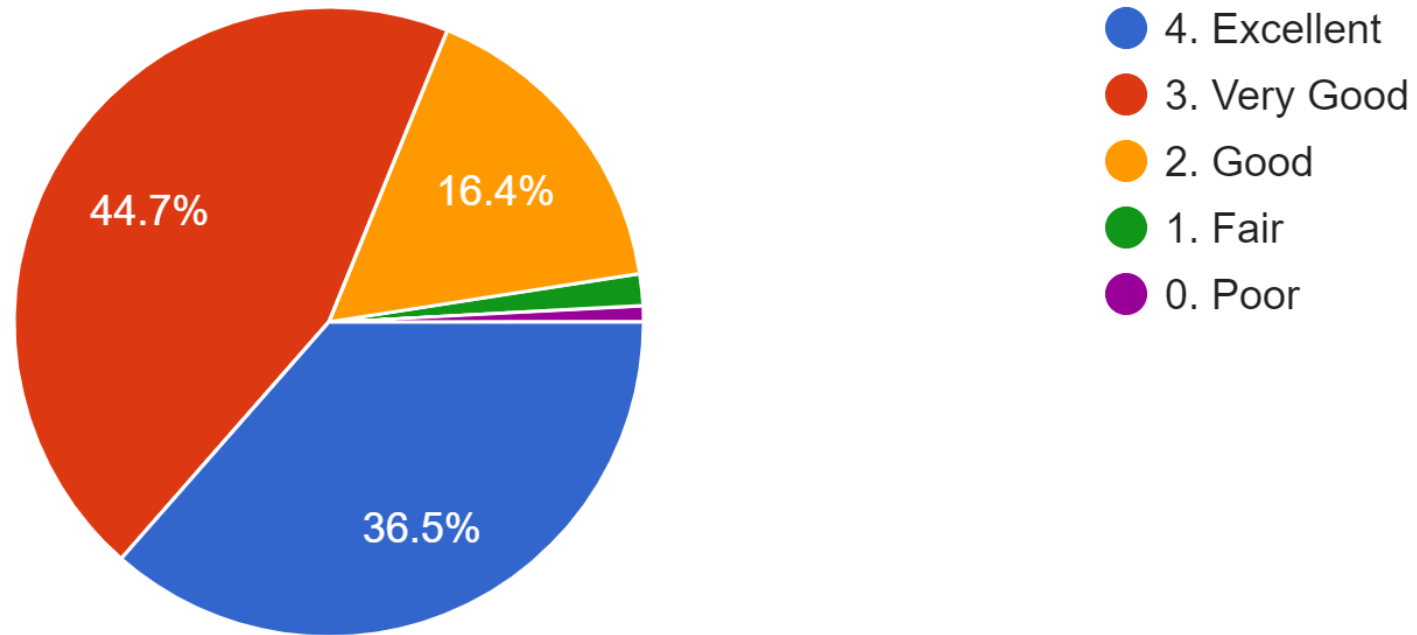
244 responses



- 4. Always effective
- 3. Sometimes effective
- 2. Just satisfactorily
- 1. Generally ineffective
- 0. Very poor Communication

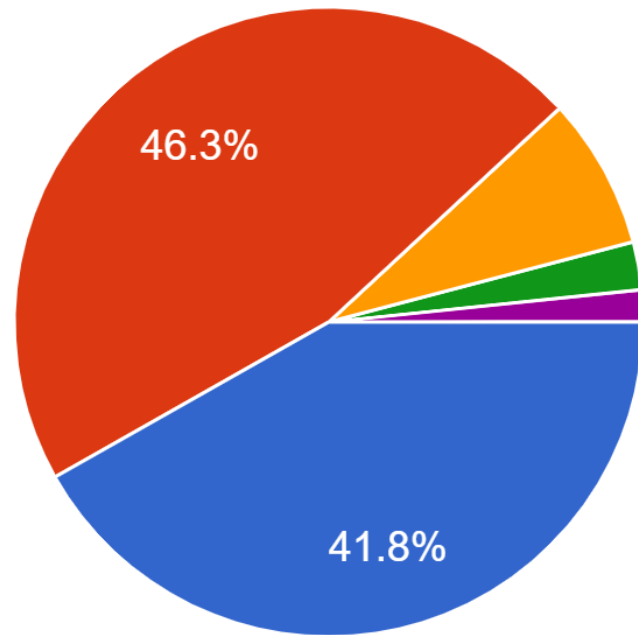
#### 4) The teacher's approach to teaching can best be described as

244 responses



## 5) Was your performance in assignments discussed

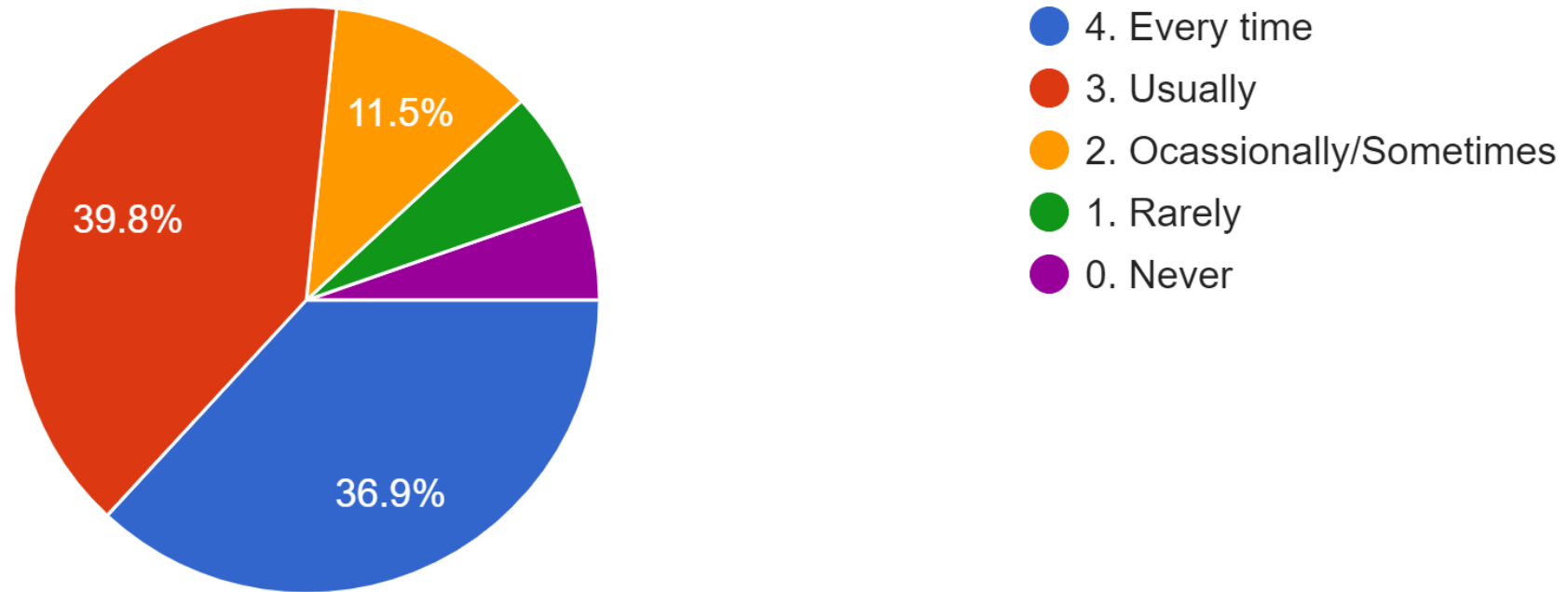
244 responses



- 4. Always fair
- 3. Usually fair
- 2. Sometimes unfair
- 1. Usually unfair
- 0. Unfair

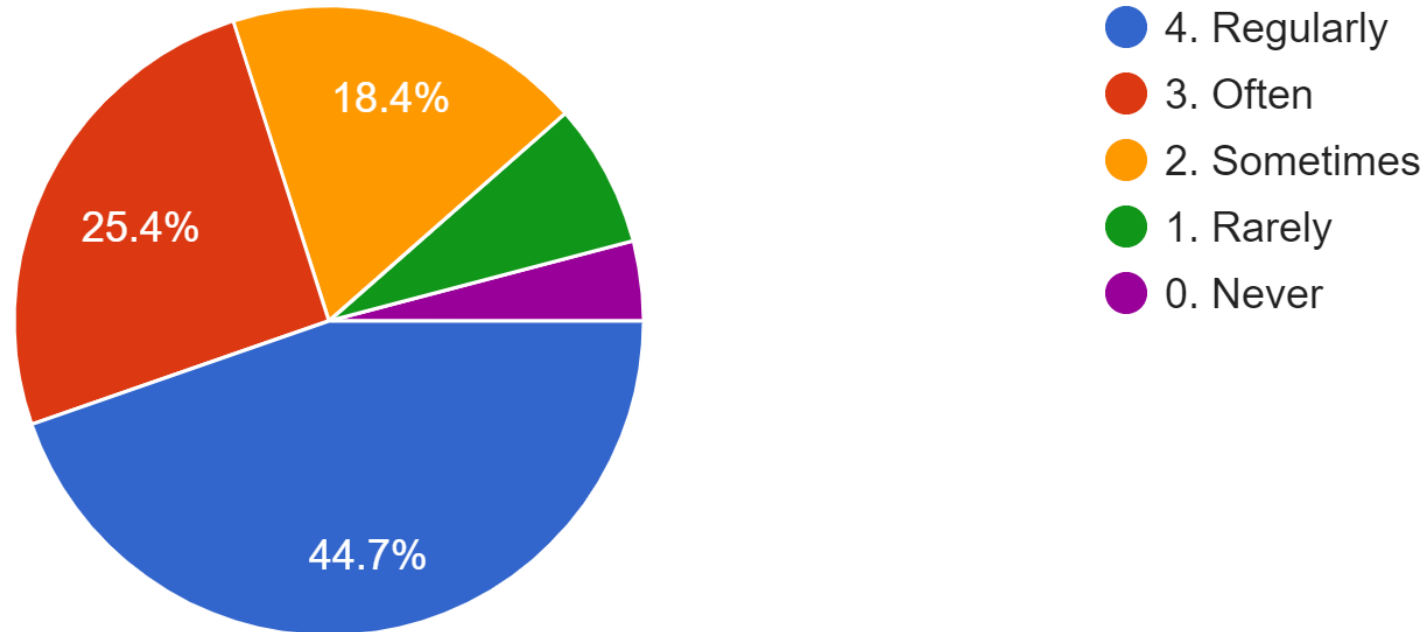
## 6) Was your performance in assignments discussed with you

244 responses



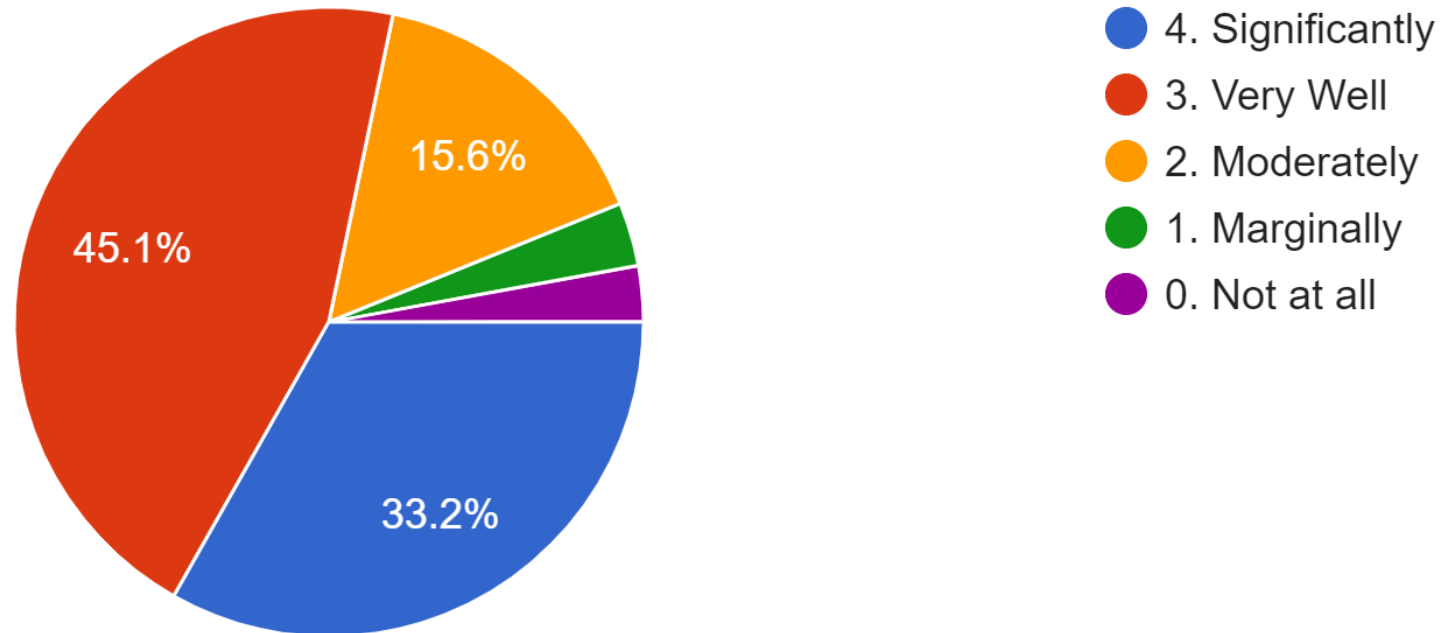
7) The institute takes active interest in promoting internship, student exchange, field visit opportunities for students.

244 responses



8) The teaching and mentoring process in your institution facilitates you in cognitive, social and emotional growth.

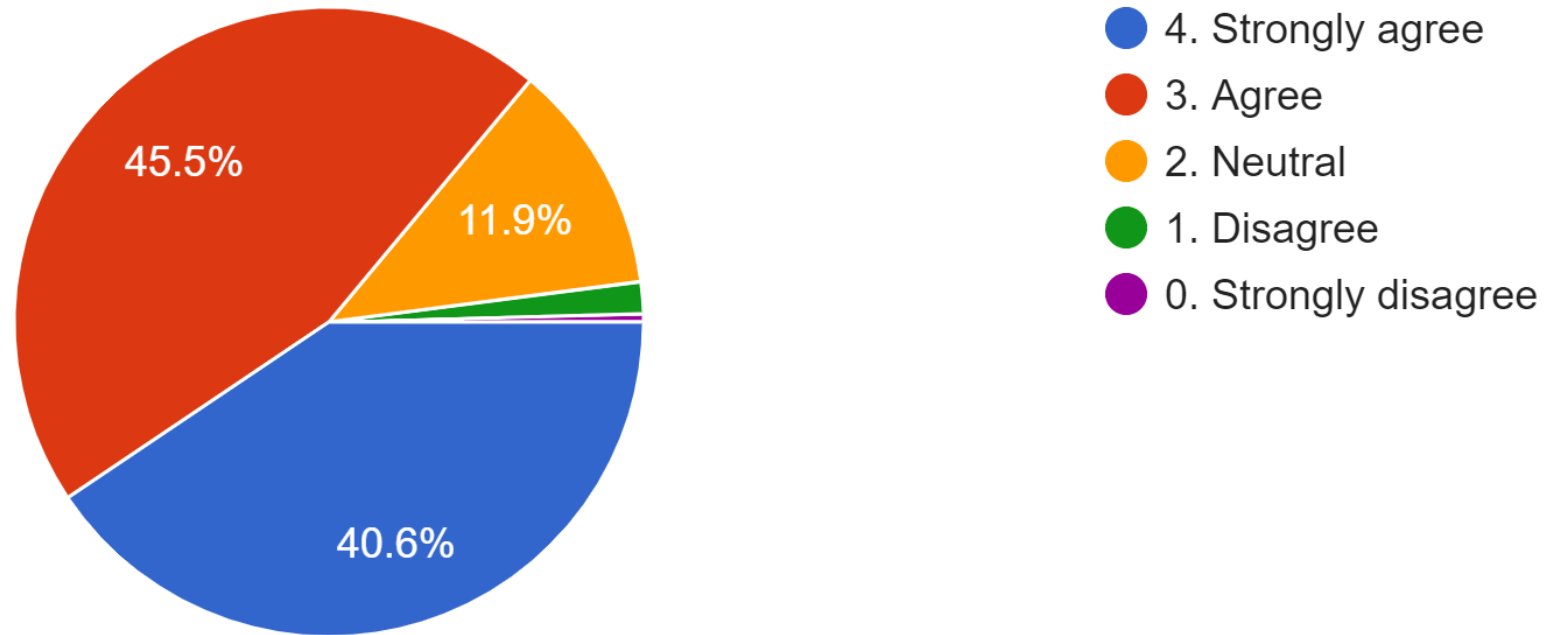
244 responses





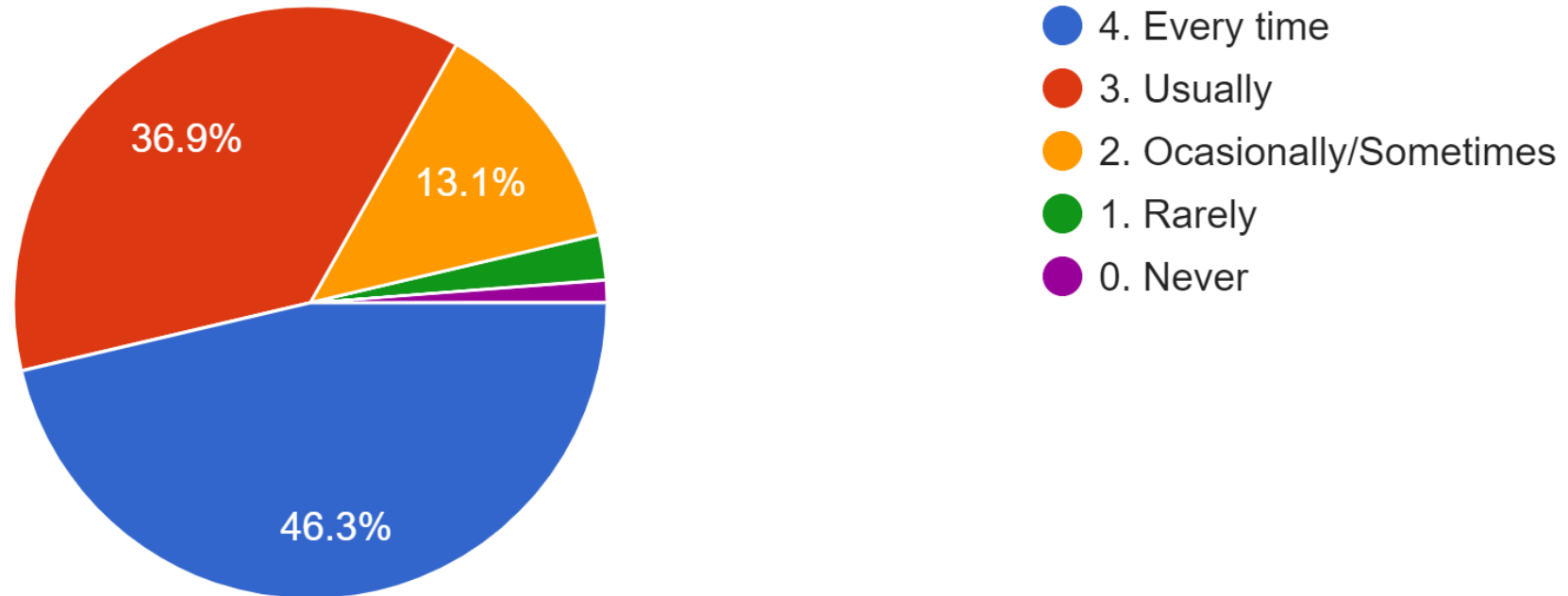
9) The institution provides multiple oppurtunities to learn and grow.

244 responses



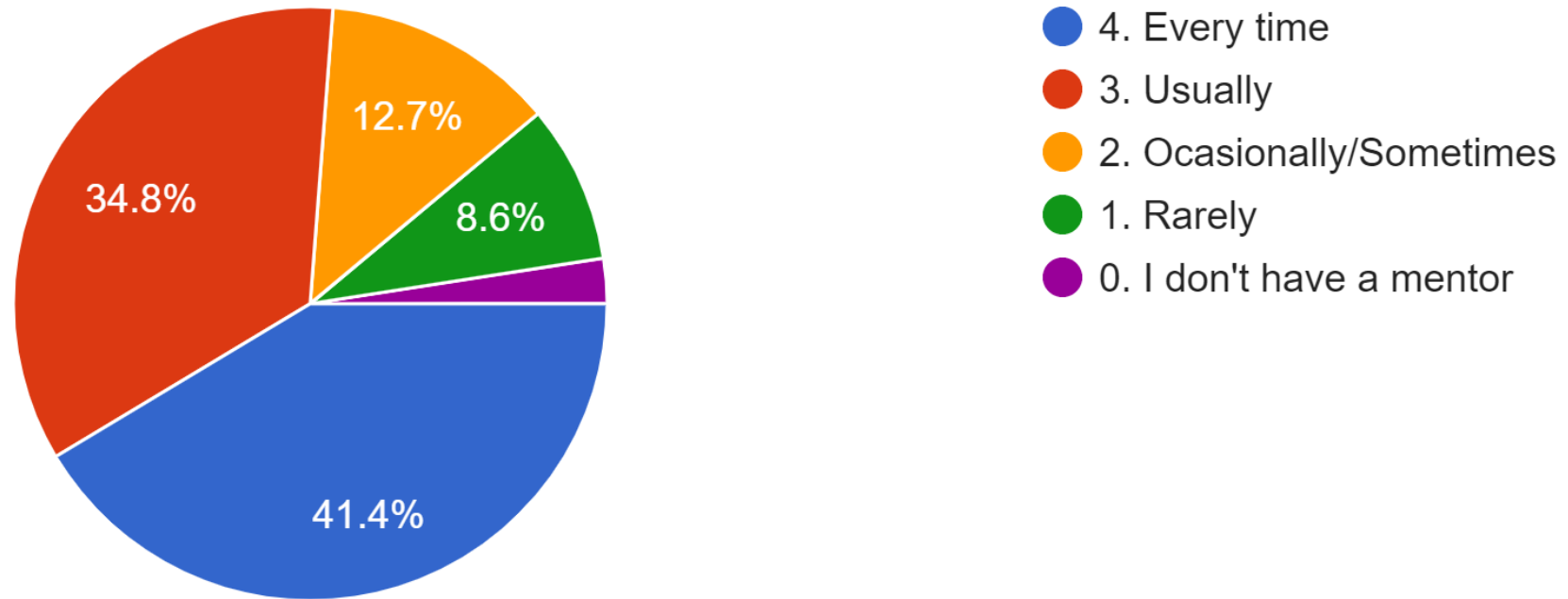
10) Teachers inform you about your expected competencies, course outcomes and programme outcomes.

244 responses



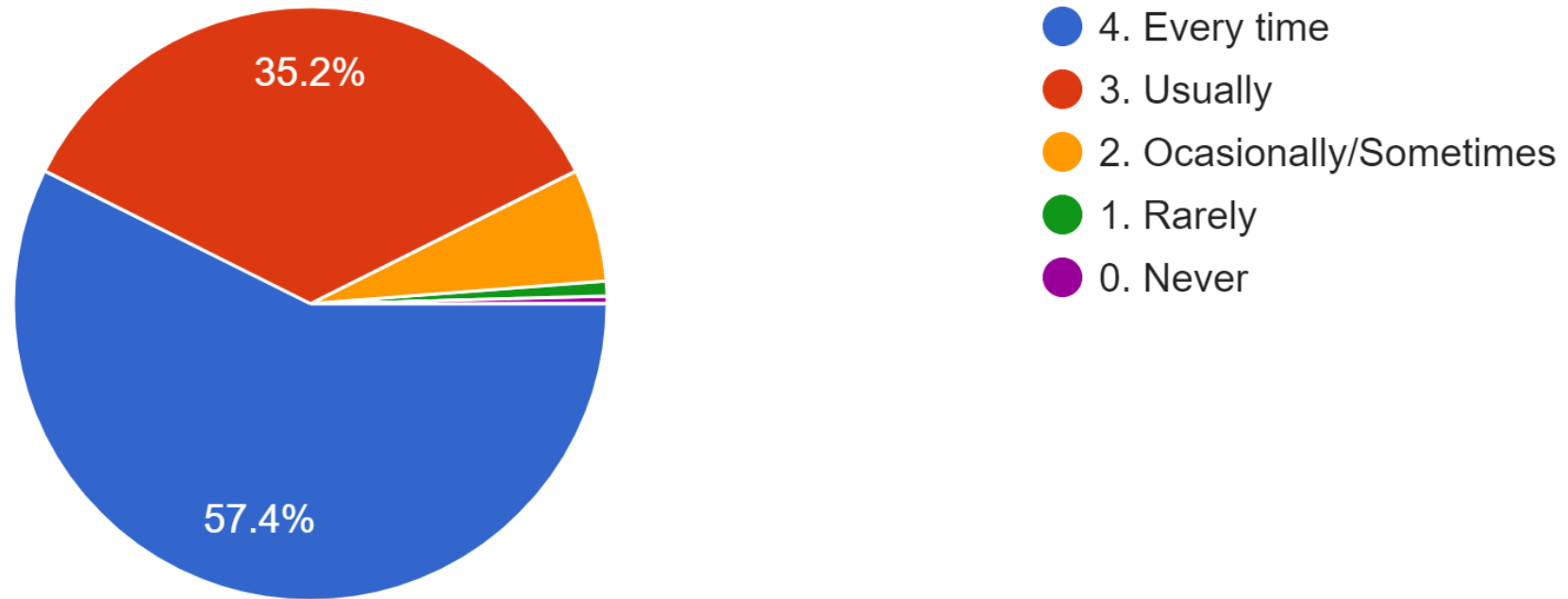
11) Your mentor does a necessary follow up with an assigned task to you.

244 responses



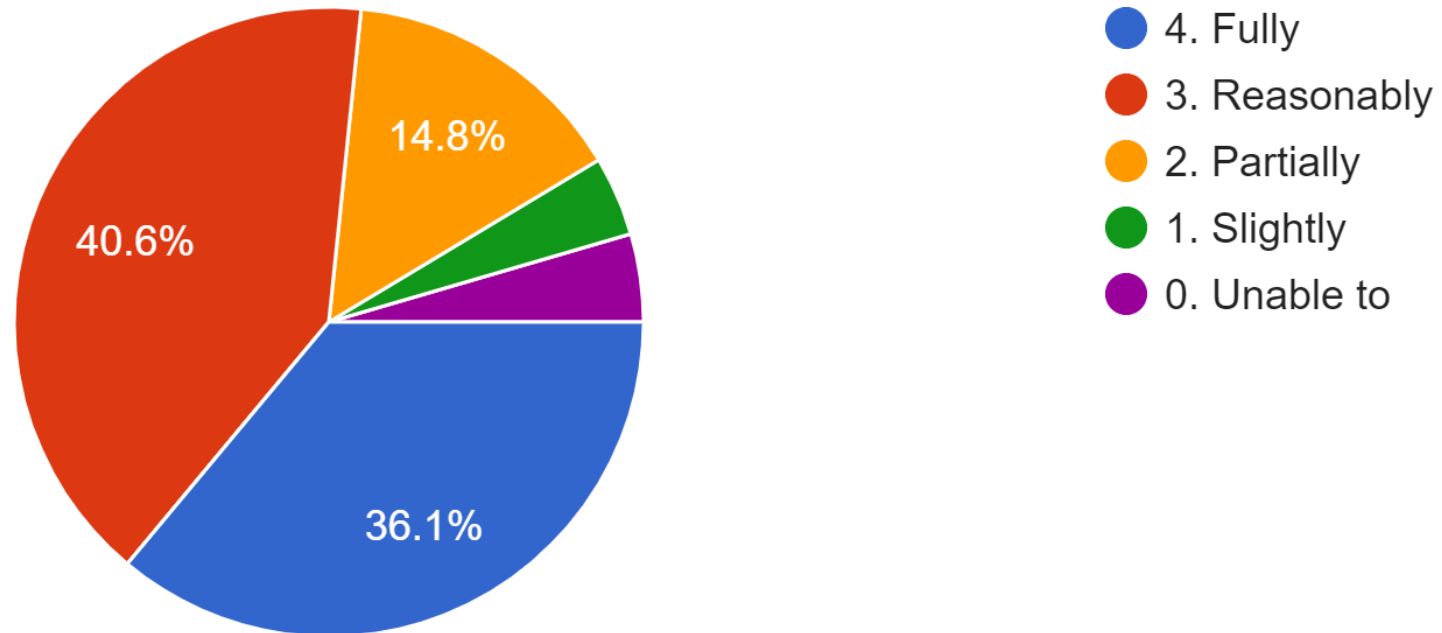
## 12) The teachers illustrate the concepts through examples and applications

244 responses



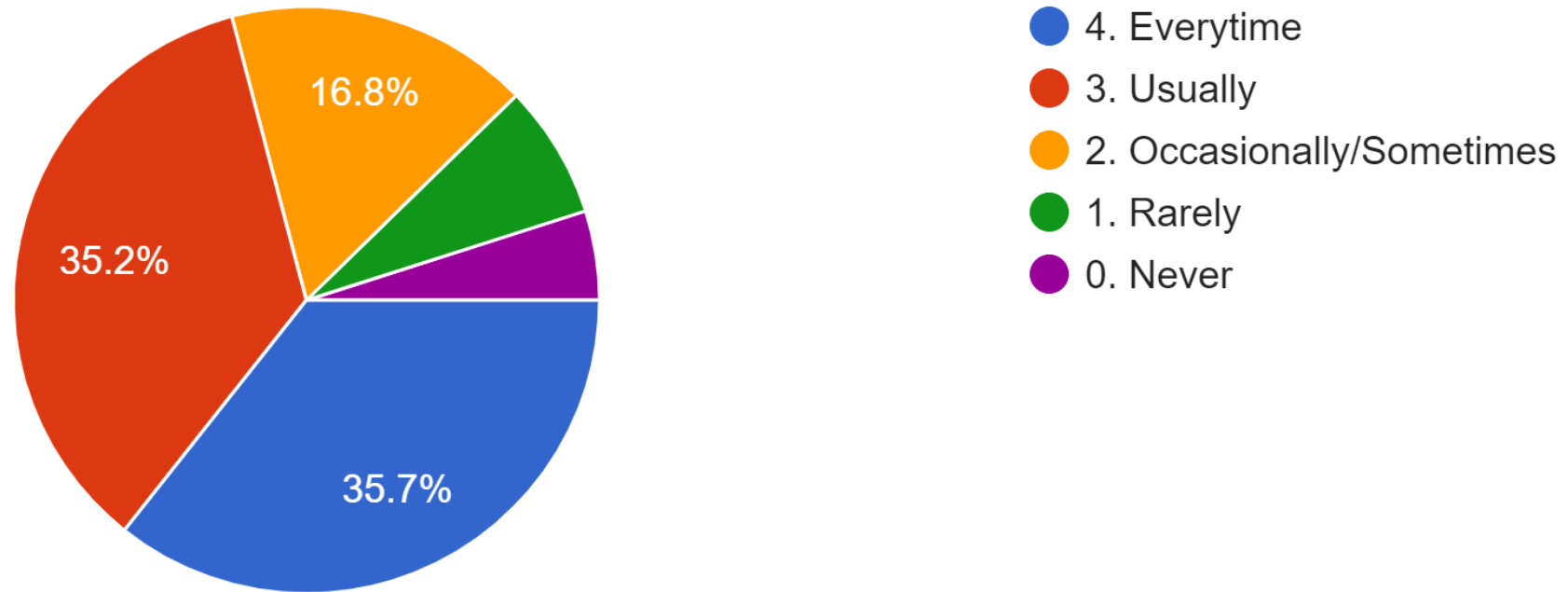
13) The teachers identify your strengths and encourage you with providing right level of challenges.

244 responses



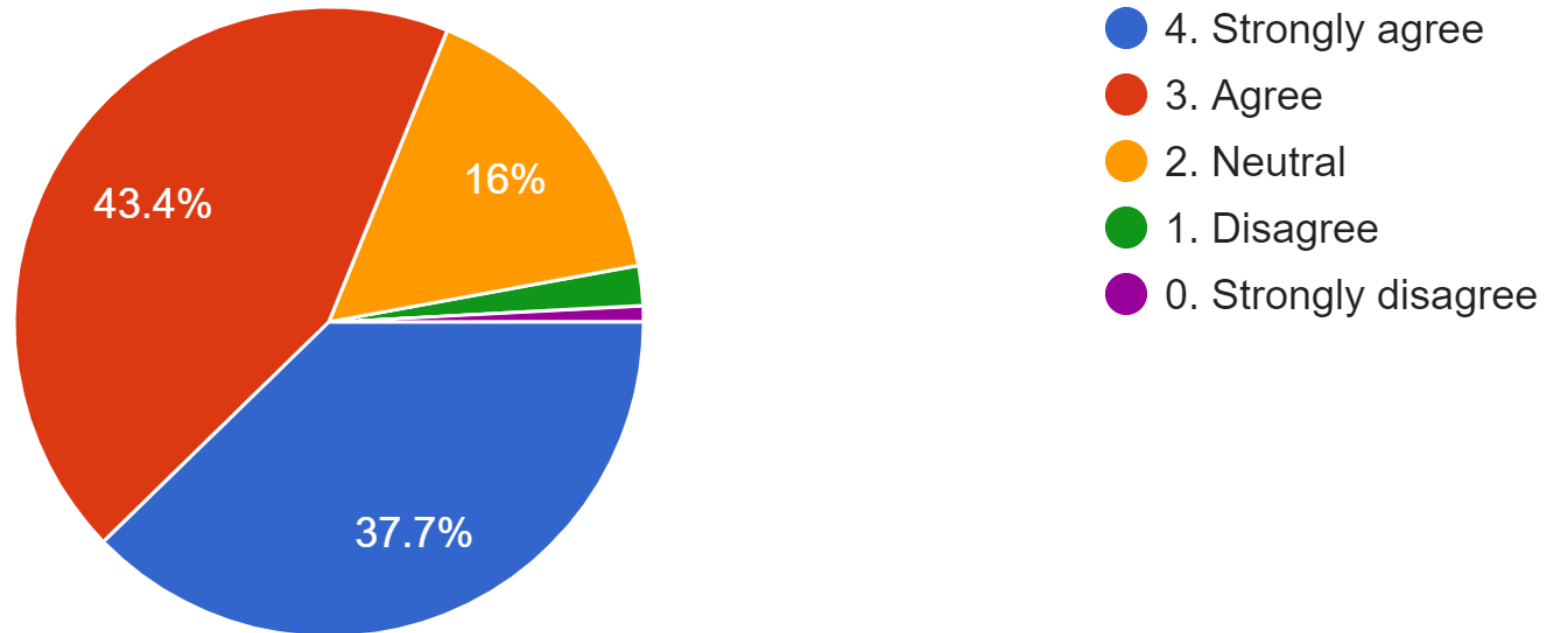
14) The teachers are able to identify your weakness and help you to overcome them.

244 responses



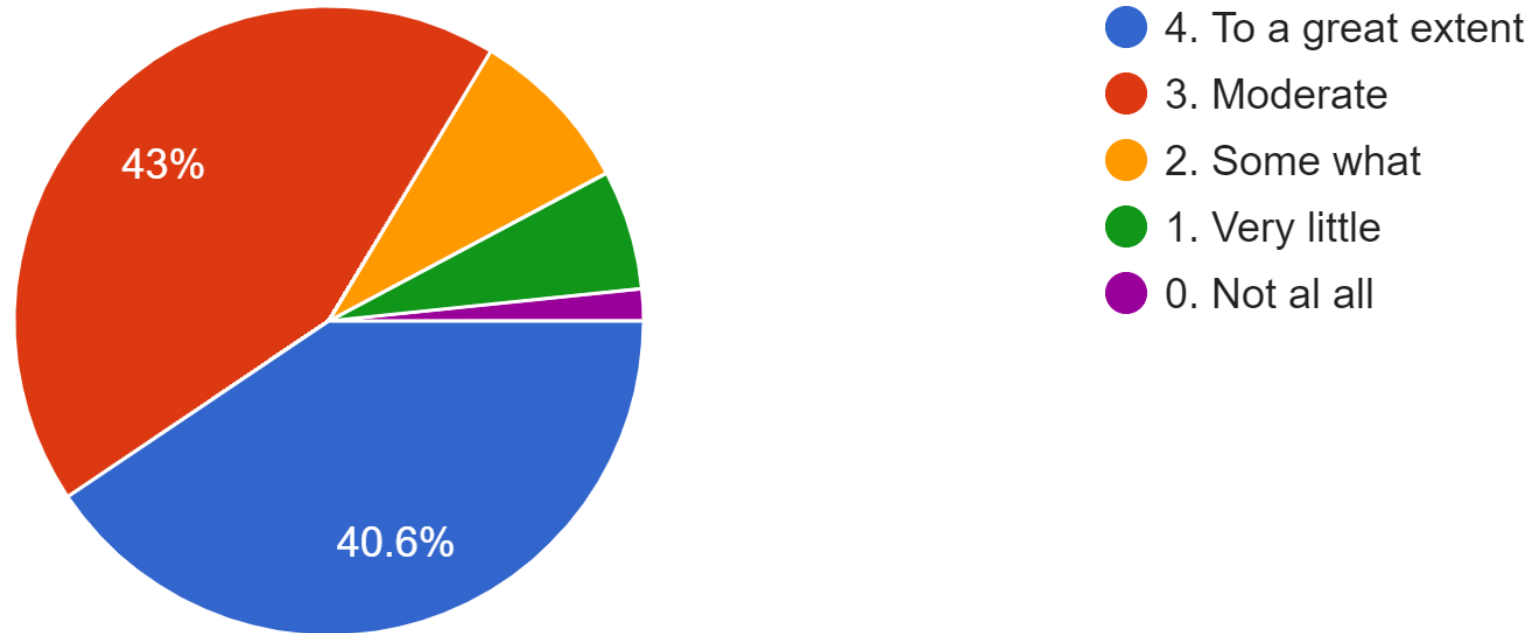
15) The institution makes effort to engage students in the monitoring, review and continuous quality improvement of the teaching learning process.

244 responses



16) The institute/teachers use student centric methods, such as experimental learning, participative learning and problem solving methodologies for enhancing learning experiences.

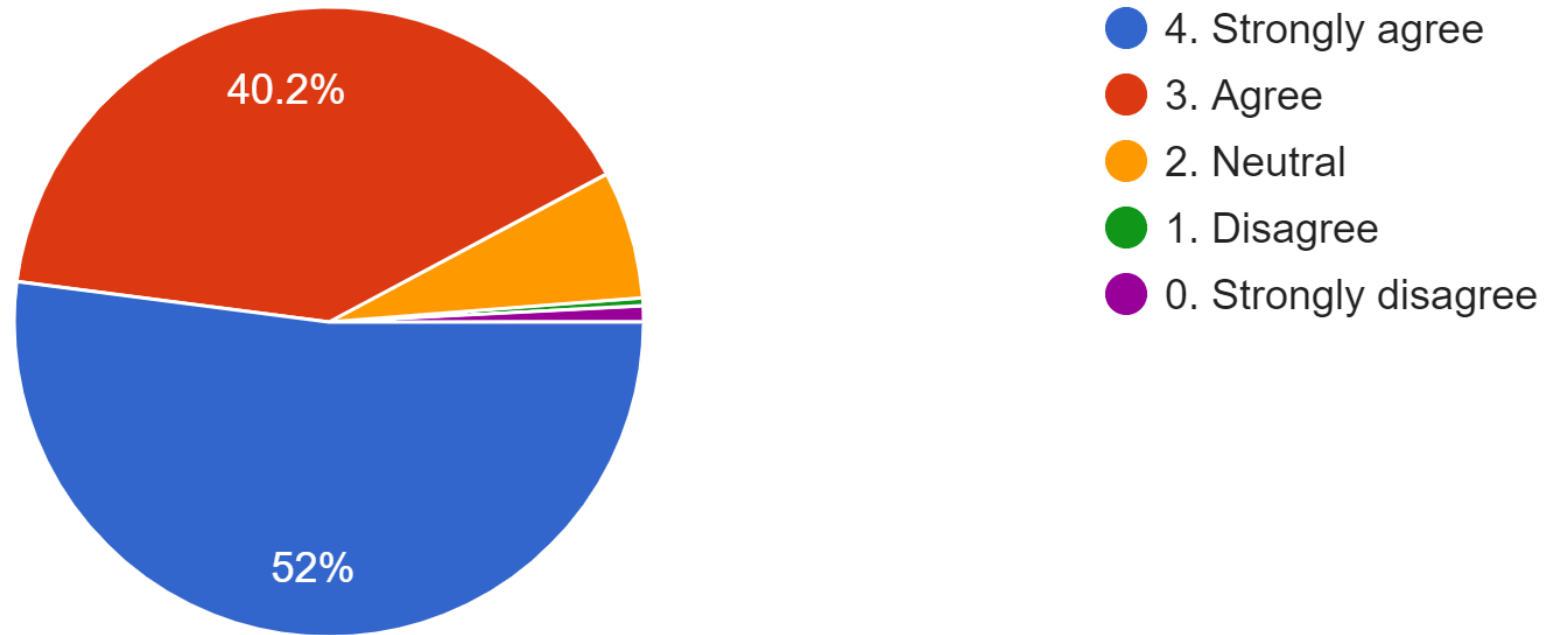
244 responses





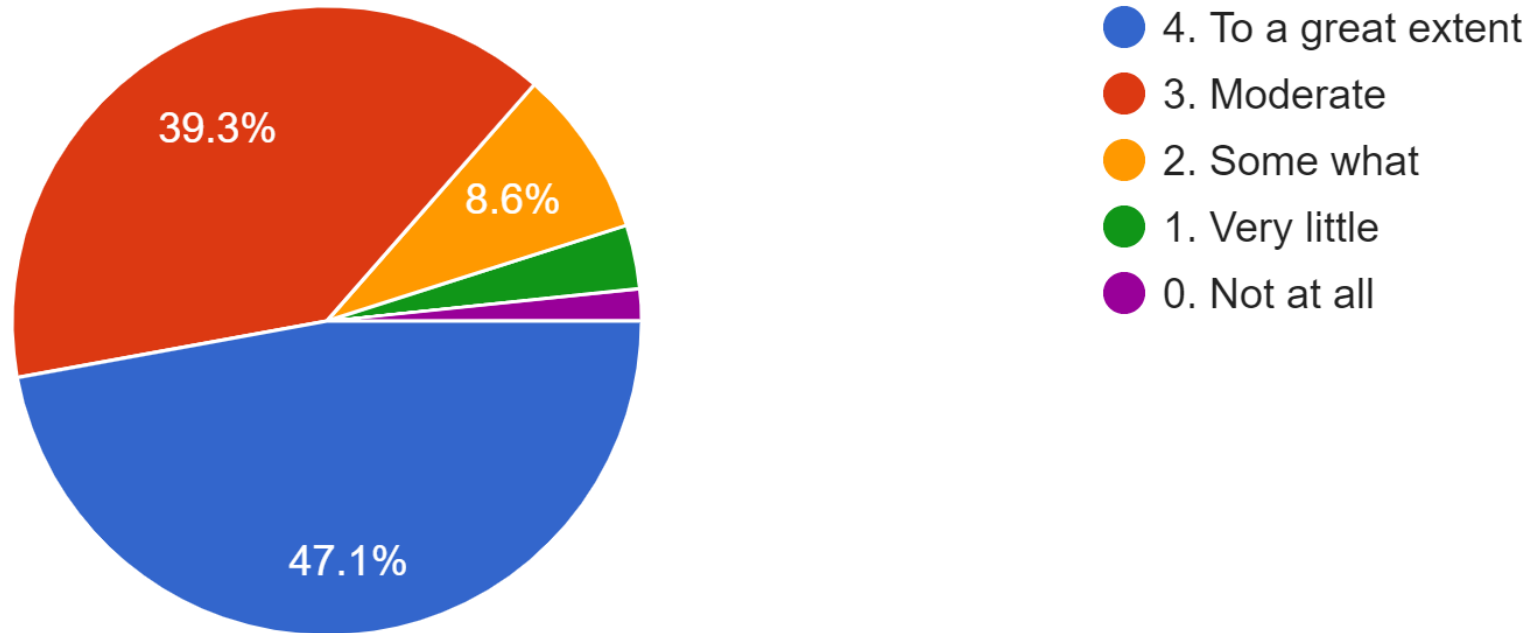
17) Teachers encourage you to participate in extracurricular activities.

244 responses



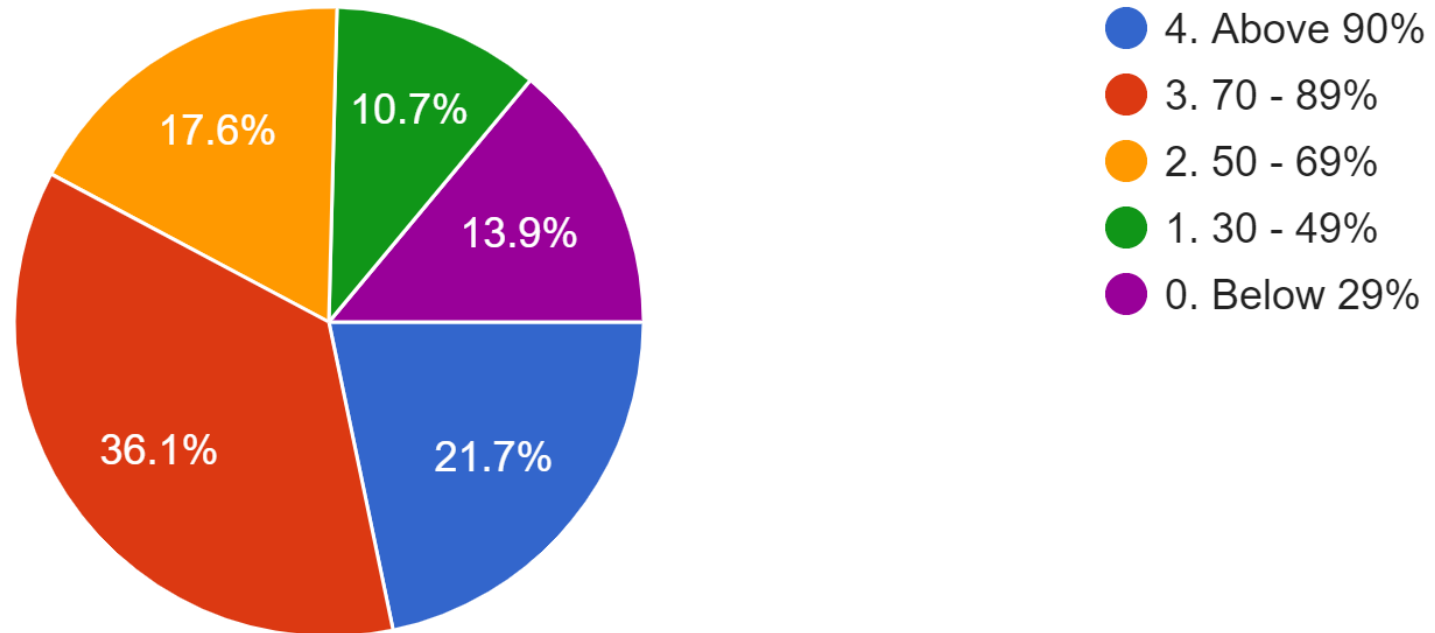
18) Efforts are made by the institute/teachers to inculcate soft skills, life skills and employability skills to make you ready for the world of work.

244 responses



19) What percentage of teachers use ICT tools such as LCD projector, Multimedia, etc. while teaching.

244 responses



20) The overall quality of teaching learning process in your institute is very good.

244 responses

