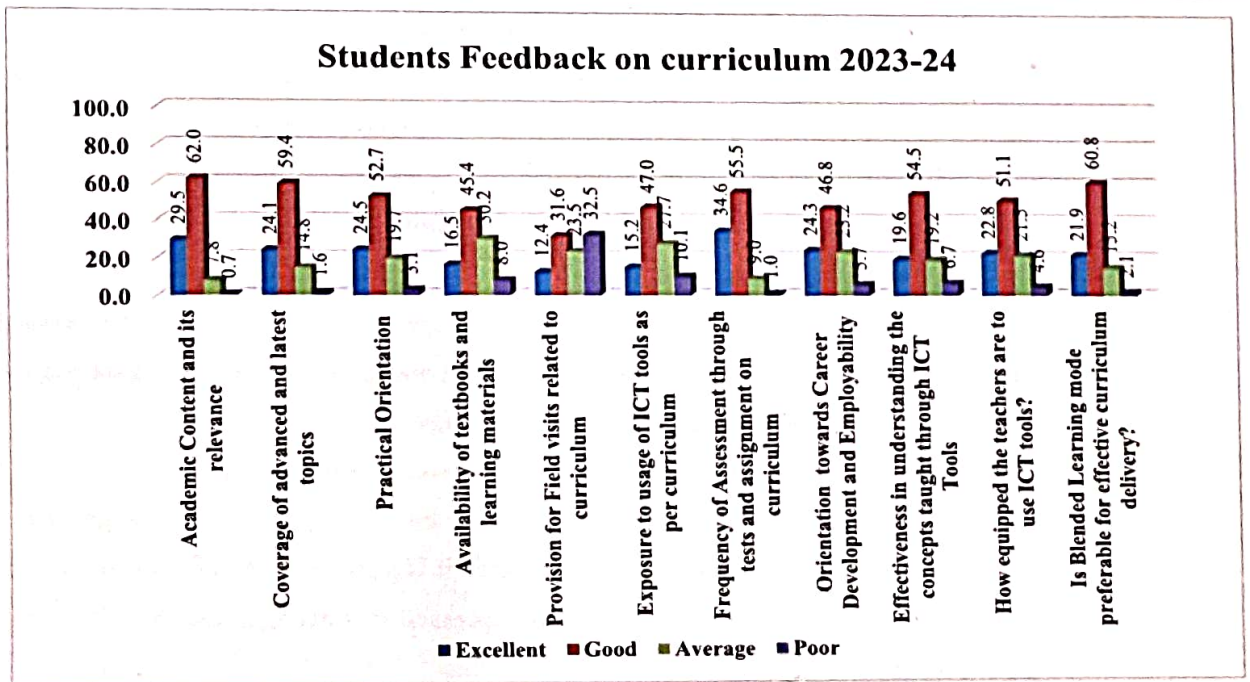




STUDENT FEEDBACK ON CURRICULUM – 2023-24

The student feedback on curriculum for 2023-24 was administered through Google forms. There are eleven aspects pertaining to syllabus decided by IQAC of the institution on which feedback from 613 students were received. The analysis of the student feedback is tabulated and interpreted below

SI No.	Aspects	Excellent	Good	Average	Poor
1	Academic Content and its relevance	181	380	48	4
2	Coverage of advanced and latest topics	148	364	91	10
3	Practical Orientation	150	323	121	19
4	Availability of textbooks and learning materials	101	278	185	49
5	Provision for Field visits related to curriculum	76	194	144	199
6	Exposure to usage of ICT tools as per curriculum	93	288	170	62
7	Frequency of Assessment through tests and assignment on curriculum	212	340	55	6
8	Orientation towards Career Development and Employability	149	287	142	35
9	Effectiveness in understanding the concepts taught through ICT Tools	120	334	118	41
10	How equipped the teachers are to use ICT tools?	140	313	132	28
11	Is Blended Learning mode preferable for effective curriculum delivery?	134	373	93	13



1) Academic Content and Its relevance

With regard to the academic content and its relevance, 62. percent of the students opined that it is good. It is followed by 29.6 percent stating it is excellent and 7.8 percent saying it is average. Rest 0.7 percent of the students are of opinion that it is poor.

2) Coverage of advanced and latest topics

On aspect of the coverage of advanced and latest topics, 59.4 percent of the students expressed that it is good. Further 24.1 percent stated it is excellent and 14.8 percent said it is average. The remaining 1.6 percent of the students opined that the coverage of advanced and latest topics is poor.

3) Practical Orientation

Around 52.7 percent said it is good. 24.5 percent of them stated that it is excellent. Further 19.7 percent of them expressed that it is average and the remaining 3.1 percent opined that the practical orientation is poor.

4) Availability of textbooks and learning materials

With respect to the availability of textbooks and learning materials, around 45.4 percent said it is good. 16.5 percent of them stated it is excellent. Further 30.2 percent of them opined that it is average. The remaining 8 percent of students expressed that the availability of textbooks and learning materials is poor.

5) Provision for Field visits related to curriculum

With regard to the provision of field visits related to curriculum, majority of 32.5 percent expressed that it is poor, 31.6 percent stated as good. 23.5 percent of them said it is average. Only 12.4 percent of the students opined that the provision for field visits related to curriculum is excellent.

6) Exposure to usage of ICT tools as per curriculum

On aspect of exposure of curriculum to the usage of ICT tools, majority of 47 percent expressed that it is good. It is followed by 27.7 percent stating it is average. Further 15.2 percent of them stated it is excellent and only 10.1 percent of the students opined that the exposure of curriculum to the usage of ICT tools is poor.

7) Frequency of Assessment through tests and assignment on curriculum

With regard to the frequency of assessment through tests and assignment on curriculum, around 55.5 percent of them stated it is good. 34.6 percent of them said it is excellent. Further 9 percent of students expressed it is average and the remaining 1 percent of them said it is poor.

8) Orientation towards Career Development and Employability

On aspect of the syllabus orientation towards career development and employability, 46.8 percent of them expressed that it is good. 24.3 percent said it is excellent. 23.2 percent of them said it is average and the remaining 5.7 percent of the students opined that the syllabus orientation towards career development and employability is poor.

9) Effectiveness in understanding the concepts taught through ICT Tools

On this aspect, 54.5 percent expressed as good, followed by 19.6 percent expressing as excellent and 19.2 percent stating average. Only 6.7 percent of them opined that the effectiveness in understanding the concepts taught through ICT Tools is poor.

10) How equipped the teachers are to use ICT tools?

On this aspect, there were 569 student responses. Out of which 51.1 percent expressed as good, followed by 20.2 percent expressing excellent and 21.5 percent stating average. Only 4.6 percent of them opined that it is poor.

11) Is Blended Learning mode preferable for effective curriculum delivery?

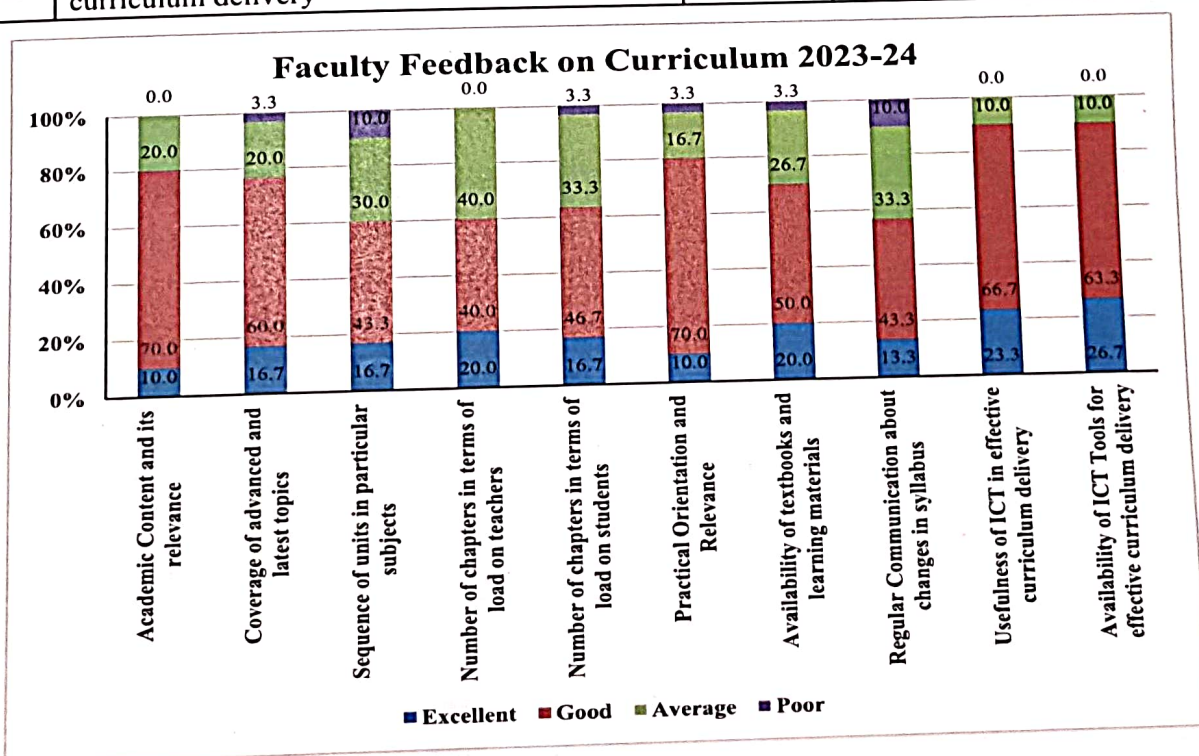
Out of overall student responses, 60.8 percent of them opined as good. Further, it is followed by 21.9 percent expressing excellent and 15.2 percent stating average. Only 2.1 percent of them opined that it is poor.



FACULTY FEEDBACK ON CURRICULUM- 2023-24

There are ten aspects pertaining to syllabus decided by IQAC of the institution on which feedback of 30 faculty members were received. Below are the results

SI No.	Aspects	Excellent	Good	Average	Poor
1	Academic Content and its relevance	3	21	6	0
2	Coverage of advanced and latest topics.	5	18	6	1
3	Sequence of units in particular subjects	5	13	9	3
4	Number of chapters in terms of load on teachers	6	12	12	0
5	Number of chapters in terms of load on students	5	14	10	1
6	Practical Orientation and Relevance	3	21	5	1
7	Availability of textbooks and learning materials	6	15	8	1
8	Regular Communication about changes in syllabus	4	13	10	3
9	Usefulness of ICT in effective curriculum delivery	7	20	3	0
10	Availability of ICT Tools for effective curriculum delivery	8	19	3	0



1) Academic Content and its relevance

With regard to this aspect, 70 percent of the faculty members expressed that it is good, followed by 20 percent stating average. Only 10 percent of them said it is excellent.

2) Coverage of advanced and latest topics

On this aspect, 69.2 percent of them said it is good, followed by 20 percent stating it is average and further 16.7 percent conveyed it is excellent and the remaining 3.3 percent opined as poor.

3) Sequence of units in particular subjects

On this aspect, 43.3 percent of them said it is good, followed by 30 percent stating it is average and further 16.7 percent conveyed it is excellent and the remaining 10 percent opined as poor

4) Number of chapters in terms of load on teachers

40 percent conveyed that it is good. Another 40 percent of them said it as average. Only 20 percent of them conveyed as excellent.

5) Number of chapters in terms of load on students

46.7 percent of them expressed it is good, followed by 33.3 percent conveying as average. Further 16.7 percent conveyed it is excellent and the remaining 3.3 percent opined as poor

6) Practical Orientation and Relevance

70 percent of them expressed as good. 10 percent said excellent. Further 16.7 percent as average and the rest opined it as poor.

7) Availability of textbooks and learning materials

50 percent of them expressed as good, followed by 26.7 percent stating average, 20 percent as excellent and the rest 3.3 percent as poor.

8) Regular Communication about changes in syllabus

On this aspect, 43.3 percent of them expressed as good. Further 33.3 percent of them viewed as average, followed by 13.3 percent as excellent and the rest 10 percent are of opinion that it is poor.

9) Usefulness of ICT in effective curriculum delivery

66.7 percent of the faculty members expressed that it is good, followed by 23.3 percent stating as excellent and the rest 10 percent opined it as average.

10) Availability of ICT Tools for effective curriculum delivery

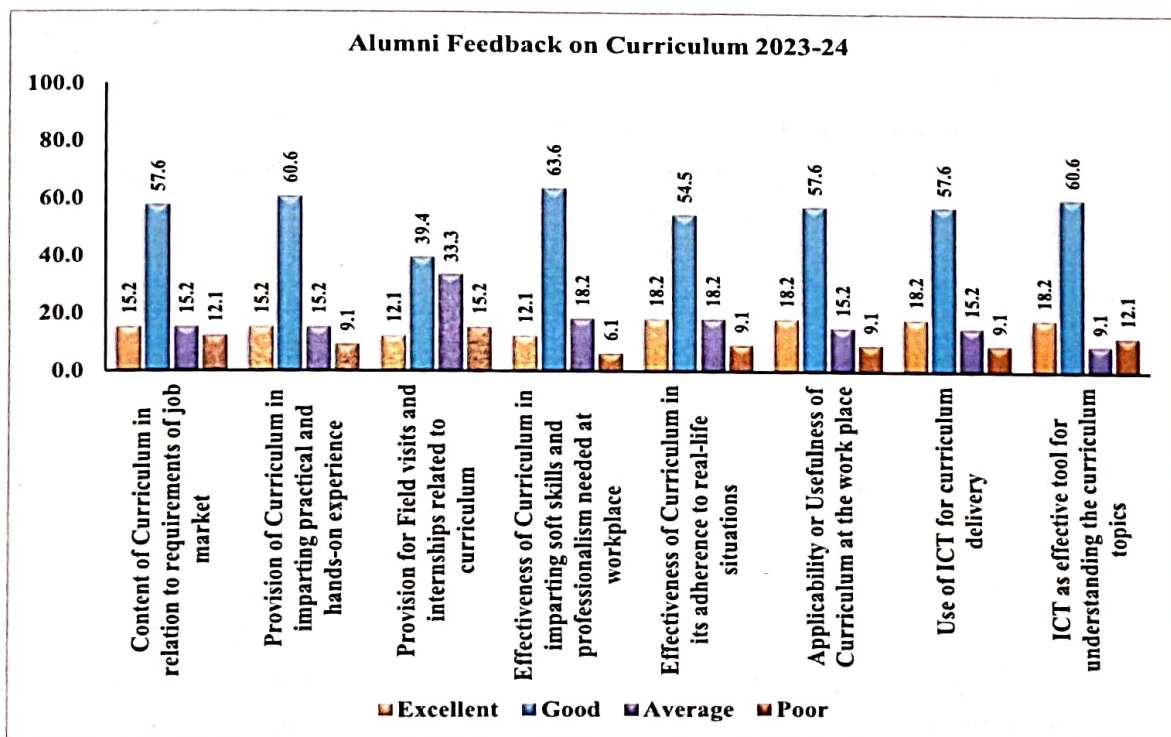
63.3 percent of the faculty members expressed that it is good, followed by 26.7 percent stating as excellent and the rest 10 percent opined it as average.



ALUMNI FEEDBACK ON CURRICULUM- 2023-24

There are eight aspects pertaining to syllabus decided by IQAC of the institution on which feedback of 33 alumni were received. Below are the results

SI No.	Aspects	Excellent	Good	Average	Poor
1	Content of Curriculum in relation to requirements of job market	5	19	5	4
2	Provision of Curriculum in imparting practical and hands-on experience	5	20	5	3
3	Provision for Field visits and internships related to curriculum	4	13	11	5
4	Effectiveness of Curriculum in imparting soft skills and professionalism needed at workplace	4	21	6	2
5	Effectiveness of Curriculum in its adherence to real-life situations	6	18	6	3
6	Applicability or Usefulness of Curriculum at the work place	6	19	5	3
7	Use of ICT for curriculum delivery	6	19	5	3
8	ICT as effective tool for understanding the curriculum topics	6	20	3	4



1) Content of Curriculum in relation to requirements of job market

On aspect of this, 57.6 percent of the alumni have said it is good, followed by 15.2 percent stating as average. 15.2 percent of them have expressed it as excellent and the remaining 12.1 percent have said as poor.

2) Provision of Curriculum in imparting practical and hands-on experience

With regard to this aspect, around 60.6 percent of alumni have conveyed that it is good. followed by 15.2 percent stating as average. 15.2 percent of them have expressed it as excellent and the remaining 9.1 percent have said as poor.

3) Provision for Field visits and internships related to curriculum

On this aspect, nearly 39.4 per cent of the alumni expressed that it is good, followed by 33.3 per cent stating as average and 15.2 per cent as poor. The remaining 12.1 per cent have conveyed that it is excellent.

4) Effectiveness of Curriculum in imparting soft skills and professionalism needed at workplace

With regard to this aspect, 63.6 percent of the alumni have said it is good, followed by 18.2 percent stating as average. Further 12.1 percent of them have expressed it as excellent and the remaining 6.1 percent have said it is poor.

5) Effectiveness of Curriculum in its adherence to real-life situations

On this aspect, around 54.5 percent of alumni have conveyed that it is good. followed by 18.2 percent stating as average. 18.2 percent of them have expressed it as excellent and the remaining 9.1 percent have said as poor

6) Applicability or Usefulness of Curriculum at the workplace

On this aspect, around 57.6 percent of the alumni have opined that it is good, which is followed by 18.2 percent of them have expressed it as excellent. Further 15.2 of them stated as average and the rest 9.1 per cent have stated as poor.

7) Use of ICT for curriculum delivery

On this aspect, around 57.6 percent of the alumni have opined that it is good, which is followed by 18.2 percent of them have expressed it as excellent. Further 15.2 of them stated as average and the rest 9.1 per cent have stated as poor.

8) ICT as effective tool for understanding the curriculum topics

On this aspect, around 60.6 percent of the alumni have opined that it is good, followed by 18.2 percent of them expressing as excellent. Further 12.1 percent of them have stated it as poor and the rest 9.1 per cent have stated as average.



EMPLOYERS FEEDBACK ON CURRICULUM- 2023-24

There are eight aspects pertaining to syllabus decided by IQAC of the institution on which feedback of 2 employers were received. Below are the results

SI No.	Aspects	Excellent	Good	Average	Poor
1	Scope of Curriculum in terms of theoretical and practical approach	1	1	0	0
2	Relevance of Curriculum to the needs of job market	0	2	0	0
3	Coverage of soft-skills integrated into the curriculum	1	1	0	0
4	Inclination of curriculum towards experiential learning through field visits, internships and project work	1	1	0	0
5	Integration of work-ethics and professionalism in the curriculum	1	1	0	0
6	Effectiveness of Curriculum on developing problem-solving and innovative abilities	1	1	0	0
7	Effectiveness of Curriculum in fostering team-work and leadership qualities	1	1	0	0
8	ICT usage in curriculum	1	1	0	0

1) Scope of Curriculum in terms of theoretical and practical approach

On aspect of this, 50 percent of the employers have said it is good and the rest 50 percent of them opined it as excellent.

2) Relevance of Curriculum to the needs of job market

With regard to this aspect, around 100 percent have expressed it as excellent.

3) Coverage of soft-skills integrated into the curriculum

On this aspect, 50 percent of the employers have said it is good and the rest 50 percent of them opined it as excellent

4) Inclination of curriculum towards experiential learning through field visits, internships and project work

With regard to this aspect, 50 percent of the employers have said it is good and the rest 50 percent of them opined it as excellent.

5) Integration of work-ethics and professionalism in the curriculum

On the above aspect, 50 percent of the employers expressed it as good and the rest 50 percent of them opined it as excellent.

5H 'pen'

6) **Effectiveness of Curriculum on developing problem-solving and innovative abilities**

On this aspect, 50 percent of the employers expressed it as good and the rest 50 percent of them opined it as excellent.

7) **Effectiveness of Curriculum in fostering team-work and leadership qualities**

On this aspect, 50 percent of the employers expressed it as good and the rest 50 percent of them opined it as excellent.

8) **ICT usage in curriculum**

On this aspect, 50 percent of the employers expressed it as good and the rest 50 percent of them opined it as excellent.

Summary of Analysis of Feedback on Curriculum

Students Feedback on curriculum ascertained satisfactory responses on academic content and its relevance, coverage of latest topics, exposure to ICT tools, blended learning mode, assessment of tests and assignments, practical orientation, career development and employability. With regard to the provision of field visits related to curriculum, 32.5 percent of the students expressed that it is poor and even 33 percent of the alumni opined that it is average. This speaks about the need of integration of field visits/internships in the curriculum in enhancing the student's learning experience.

Faculty feedback on curriculum expressed that there is a need to inform about changes in the syllabus on a regular basis. Further majority of the faculty revealed that the load of number of chapters in terms of load on teachers and students is average. The sequence of units in subjects also needs to be improved.

Shuja

IQAC Co - Ordinator
MES College of Arts, Commerce & Science
Malleswaram, Bengaluru - 560 003.

